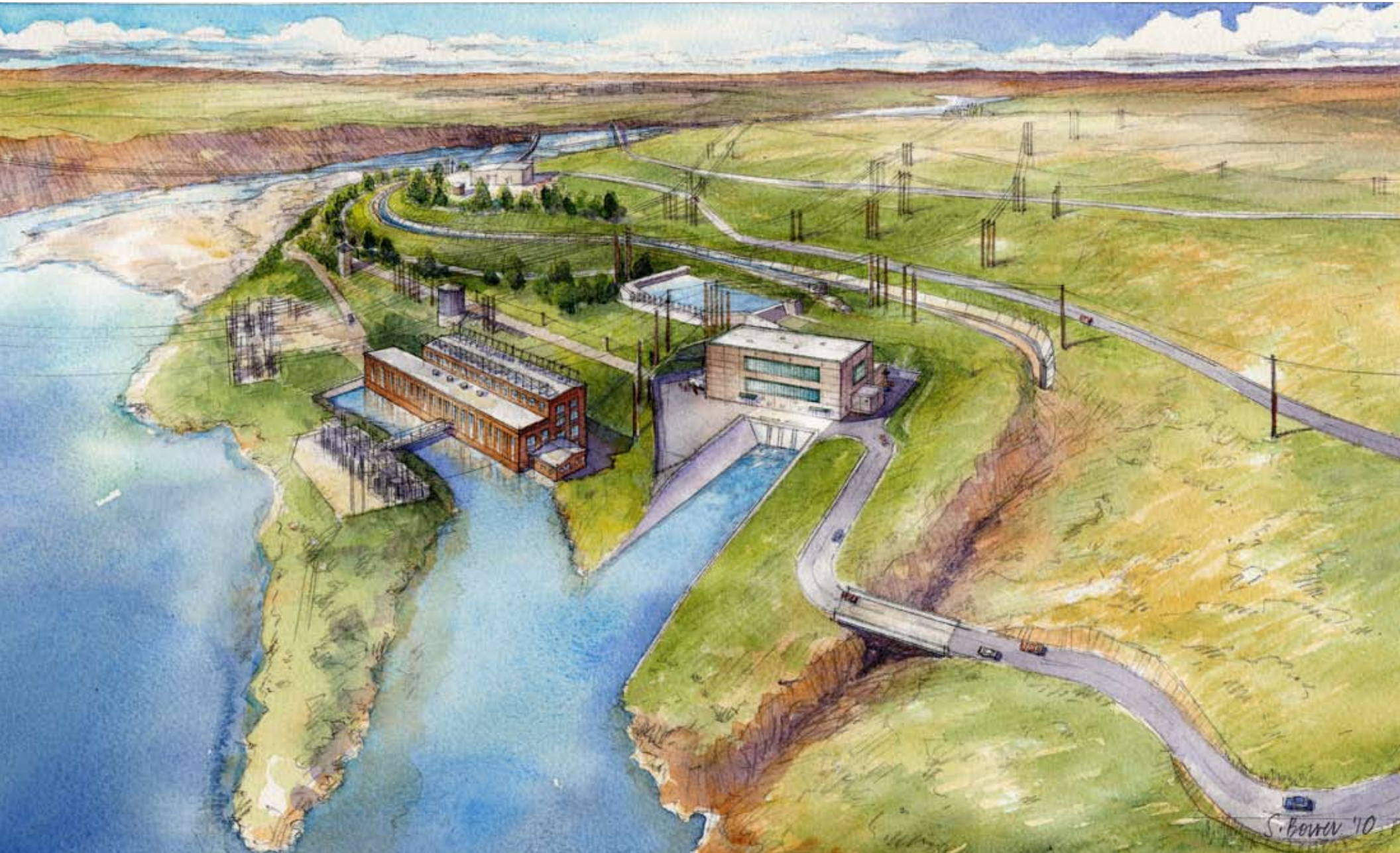




## A Commitment to Community, the Environment and Safety



## About this report

---

This Sustainability Report for PPL Corporation (NYSE: PPL) provides an overview of PPL's actions in support of its core values of corporate citizenship, integrity and openness, customer focus, excellence in execution, employee commitment, and public and employee safety.

Through the actions summarized in this report we are upholding a commitment to provide reliable, safe, competitively priced energy to our customers and competitive returns to shareowners. Providing world-class service in a cost-effective way, with an abiding sense of environmental and social responsibility, creates value for PPL shareowners, provides good jobs and improves the quality of life in the places we do business.

This report provides information on PPL's 2009 environmental, safety, social and economic performance. For additional information regarding our financial performance, as well as environmental, safety and community initiatives, we encourage you to visit our website – [www.pplweb.com](http://www.pplweb.com).

## In this report:

---

Chairman's message	2
About PPL	3
A look back at 2009	5
Record-setting generation	6
Safety	9
Environment	13
Community	20

*Images on the cover and pages 9, 13 and 20  
by Stephanie Bower Architectural Illustration*

## Chairman's message

In predictable and prosperous times, it's easy for companies to provide strong returns to shareowners, show environmental responsibility and take the lead in addressing community needs.

The true test is how companies perform when they face adversity.

PPL's business model and employees have been tested by the global economic recession, depressed energy prices and the lack of a clear direction in U.S. energy policy. Rising to the occasion, PPL and its 10,000 employees on two continents have delivered focused, consistent and sustainable performance.

Earnings from ongoing operations in 2009 exceeded our forecast despite the troubled economy. In 2010, PPL increased its common stock dividend for the eighth year in a row and stretched its record of paying dividends to shareowners to 260 consecutive quarters.

PPL continues to make major investments in the environment, renewable energy and energy efficiency. A \$1.5 billion program of environmental upgrades at PPL coal-fired power plants has significantly reduced the environmental impact of those facilities.

PPL is increasing non-carbon energy generation at its Susquehanna nuclear



power plant, at a pair of 100-year-old hydroelectric plants, and through solar, wind and landfill biogas projects that PPL has successfully developed and built.

PPL Electric Utilities provides a wide range of rebate, discount and incentive programs under its E-power initiative that are helping its 1.4 million customers in Pennsylvania use energy more wisely.

A strong emphasis on understanding and meeting customer expectations is reflected in consistently high rankings that PPL Electric Utilities and Western Power Distribution, our United Kingdom operations, receive for customer satisfaction. Over the next several years these companies will be investing billions of dollars in the

essential infrastructure that delivers electricity reliably to customers.

PPL also invests heavily in its most valuable asset: people. Public and employee safety factor into every operating decision we make. PPL believes that the only acceptable number of industrial accidents is zero. While we haven't achieved that goal, many of our work sites in the United States have been recognized by the Occupational Safety and Health Administration for their strong emphasis on safety.

PPL has been a successful company for 90 years because employees know that while it's important to learn from the past, it can be dangerous to live in it.

To generate and deliver reliable and sustainable energy for future generations — energy that is essential to economic prosperity and the quality of life — we must keep our eyes on tomorrow, and next year, and 20 years from now.

In November 2010, PPL completed the transformational acquisition of E.ON U.S., a company whose values of safety, customer focus and operational excellence provide a good fit with PPL.

As we look to the future, we continually assess the business impact of energy policy decisions and changing environmental regulations. We approach these important issues with a fundamental belief that there are no simple solutions that will provide unlimited, cheap and clean energy.

Well-reasoned laws and regulations with achievable targets, realistic transition periods and manageable cost impacts on consumers; companies with the financial strength and stability to invest in development of new, cleaner and more efficient technologies; consumers who take a more active role in managing and reducing their energy use; and policies that unleash the innovation of competitive markets will drive us to the sustainable future we all seek.

PPL, with a tradition of strong performance, dedicated employees and corporate responsibility, looks forward to the challenges.

Jim Miller

Chairman, President and  
Chief Executive Officer

December 2010

## About PPL

PPL is an investor-owned energy company with headquarters in Allentown, Pa., in the United States. PPL owns or controls nearly 12,000 megawatts of electricity generation. PPL operates electricity delivery businesses that serve 1.4 million customers in eastern and central Pennsylvania, and 2.6 million customers in England and Wales.

In November 2010, PPL Corporation acquired the companies of E.ON U.S.: Louisville Gas and Electric and Kentucky Utilities. The information in this report does not include the E.ON U.S. companies. For more information about the transaction, visit [www.pplweb.com/kentucky](http://www.pplweb.com/kentucky).



## Our vision

Empowering economic vitality and quality of life.

## Our values

### Public and employee safety

Our commitment to public and employee safety is without boundaries. We do not compromise on health and safety. The objective is very simple: zero accidents, zero impact on the public.

### Integrity and openness

Hallmarks of PPL's integrity have been its commitment to extremely high standards of conduct, to communicating openly with our various stakeholders and mutually respecting others.

### Customer focus

We provide reliable, responsive service that anticipates and meets the needs of our external and internal customers. Study after study has shown PPL's regulated electricity delivery companies – in the United States and the United Kingdom – to be among the higher-rated customer service organizations in the electricity industry. These accolades are no accident, but are the result of a relentless pursuit of excellence. We deliver the same superior service to the customers of our unregulated business.

## Our mission

To provide reliable, safe, competitively priced energy to our customers and best-in-sector returns to our shareowners.

### Excellence in execution

Each of us realizes that superior day-to-day performance is essential for the continuing success of the company. We take prudent risks, make the tough decisions, learn from our mistakes and hold ourselves and each other accountable. PPL people take great pride in their professionalism, attention to detail and commitment to continual improvement.

### Corporate citizenship

The people of PPL take our environmental and social responsibilities very seriously. We conduct our business in an environmentally sensitive manner; we regularly make corporate contributions to organizations that improve the quality of life in the communities we serve; and we volunteer thousands of hours a year to community organizations.

### Employee commitment

PPL is committed to creating a workplace atmosphere that rewards performance, encourages professional development, and values diverse backgrounds and opinions; and where employees are actively engaged, accountable and respectful.

# The PPL family of companies

## PPL Corporation

PPL Generation

PPL EnergyPlus

PPL Electric Utilities

PPL Global

PPL Energy Services

PPL Solutions

## Generation | PPL Generation, LLC

Owner and operator of a fleet of U.S. power plants that use multiple fuels (coal, natural gas, oil, uranium and water) and are strategically located to provide PPL access to various markets:

- PPL Brunner Island, LLC
- PPL Holtwood, LLC
- PPL Maine, LLC\*
- PPL Martins Creek, LLC
- PPL Montana, LLC
- PPL Montour, LLC
- PPL Susquehanna, LLC
- PPL University Park, LLC\*\*
- PPL Wallingford Energy, LLC\*\*
- Lower Mount Bethel Energy, LLC

## Marketing | PPL EnergyPlus, LLC

Purchases fuel and markets all PPL unregulated power plant output in key wholesale and retail energy sales in key U.S. markets.

## Delivery | PPL Electric Utilities Corporation

Electric delivery business serving 1.4 million customers in 29 counties in Pennsylvania.

In November 2010, PPL Corporation acquired E.ON U.S. LLC, the parent company of Kentucky's two major utilities, Louisville Gas and Electric Company and Kentucky Utilities Company. These high-performing utilities serve 1.2 million customers, principally in Kentucky. For more information about the transaction, visit [www.pplweb.com/kentucky](http://www.pplweb.com/kentucky).

## International | PPL Global, LLC

Western Power Distribution, an electric delivery businesses serving 2.6 million customers in the United Kingdom.

## Energy and Mechanical Services | PPL Energy Services Group, LLC

Full range of energy services for the commercial and industrial market, including development of a varied and growing portfolio of renewable energy projects:

- Mechanical contracting companies in Connecticut, Massachusetts, New York and Pennsylvania.
- PPL Renewable Energy

## PPL Solutions

A subsidiary of PPL Corporation, PPL Solutions has been providing business process services to the retail electric and gas markets since 1999.

\* The sale agreement of the majority of PPL Maine's hydroelectric generation business is pending approval of federal and state government agencies.

\*\* In September 2010, PPL Corporation reached agreement to sell its interests in certain non-core generating assets to LS Power Equity Advisors, an affiliate of LS Power. The transaction included PPL Wallingford, PPL University Park and PPL's one-third share in Safe Harbor Water Power Corporation.

## A look back at 2009

Despite one of the toughest economic climates the company has ever faced, PPL was able to exceed its earnings forecasts for 2009.

PPL's reported earnings for 2009 were \$1.08 per share, compared with \$2.47 per share in 2008. Adjusting for special items, PPL's earnings from ongoing operations for 2009 were \$1.95 per share, compared with \$2.02 per share for 2008.

Dedicated employees, excellent assets and a forward-looking business model all played

a significant role in helping PPL withstand the challenges faced by the energy industry. PPL also credits the sound economic results of 2009 to higher wholesale energy margins, solid operating performance and early cost-reduction initiatives.

The corporation also celebrated significant accomplishments in 2009.

For reconciliation of reported earnings to earnings from ongoing operations, visit [www.pplweb.com](http://www.pplweb.com).

## PPL's 2009 performance

In the two years leading up to 2009, PPL sold its natural gas distribution and propane businesses, its Latin American electricity delivery businesses and its telecommunications operations. In 2009, PPL sold generating assets in Maine. In 2010, PPL completed the sale of generating assets on Long Island, N.Y., and announced the sale of generating assets in Connecticut and Illinois, along with PPL's minority share of the Safe Harbor hydroelectric plant in Pennsylvania.

These steps allow us to focus on our core businesses: power generation in the PJM Interconnection market and northwestern United States; energy marketing in key U.S. markets; and electricity delivery in Pennsylvania and the United Kingdom.

As a diversified energy company, PPL understands there is no single solution to meeting our nation's energy needs. We continue to improve our traditional power plants in addition to exploring opportunities for renewable energy development.

Our electric delivery subsidiary, PPL Electric Utilities, has taken a proactive approach to educating our customers on wise energy use. By installing an advanced metering system and giving customers more choices for managing their electricity use, we can help them lower their electric bills. PPL Electric Utilities also has implemented programs to meet the requirements of Pennsylvania Act 129 of 2008, which requires electric distribution companies to reduce customers' annual energy use by 1 percent by mid-

FINANCIAL	2009
Operating revenues (millions)	\$7,556
Net income attributable to PPL (millions)	407
Earnings from ongoing operations (millions)	738
Total assets (millions)	22,165
Earnings per share – Basic	1.08
Earnings per share – Diluted	1.08
OPERATING	2009
Domestic - total retail electricity delivered (millions of kwh)	38,912
Domestic - total wholesale electricity supplied (millions of kwh)	38,988
Domestic - total electricity delivered (millions of kwh)	36,717
International – total electricity delivered (millions of kwh)	26,358
System capacity controlled or owned (megawatts)	11,719
Number of customers (millions)	4.0
Capital expenditures (millions)	1,265

As of Dec. 31, 2009

2011 and 3 percent by mid-2013. It also requires a reduction in customers' peak demand of 4.5 percent by mid-2013.

In the U.K., Western Power Distribution successfully completed a rate review. Western Power Distribution delivers electricity to customers at rates set by its regulator, permitting the company to earn a fair rate of return for its investments.

WPD is required to undergo a rate review process in the U.K. every five years. The U.K. regulator, Ofgem, reviews the rates of all 14 electric delivery companies there at the same time and compares company performance when setting rates.

For the latest five-year review period covering 2010 through 2015, WPD was one of only two electric distribution companies in the U.K. whose original rate request was not reduced in the final analysis by the regulator. WPD was rewarded in rates for outperforming all other U.K. electricity delivery businesses in the areas of forecasting accuracy, capital efficiency, and customer service and reliability. On top of that, WPD's future revenues were boosted by \$240 million in cash incentives awarded from the regulator for its industry-leading performance.

More information about WPD's performance is available at [www.westernpower.co.uk](http://www.westernpower.co.uk).

## Record-setting generation

Whether it's keeping the air conditioners humming through the heat of summer or making sure businesses have the power they need to maintain operations all year round, PPL's companies generate and deliver the safe, reliable electricity that empowers our quality of life.

In 2009, a continued focus on reliable operation, backed by the commitment of employees dedicated to safety and reliability, enabled PPL Generation to achieve records at many of its power plants:

- When Unit 4 at the Colstrip power plant in Montana began a maintenance outage in April 2009, it had been running for 174 days, a record run for the unit and the second best performance for any unit at the plant.

The four-unit Colstrip plant, about 100 miles east of Billings, is one of the largest coal-fired power plants west of the Mississippi River.

- The Susquehanna nuclear power plant in Berwick, Pa., safely and reliably generated 19,492,431 megawatt-hours in 2009, beating the previous record of 19,046,288 megawatt-hours set in 2008. The electricity generated by the Susquehanna plant in 2009 is enough to power about 2 million typical homes. The plant set four generation records in 2009.
- In 2009, a year with major scheduled outages to complete the installation of pollution controls, the Brunner Island power plant in York Haven, Pa. generated 8,863,603 net megawatt-hours.

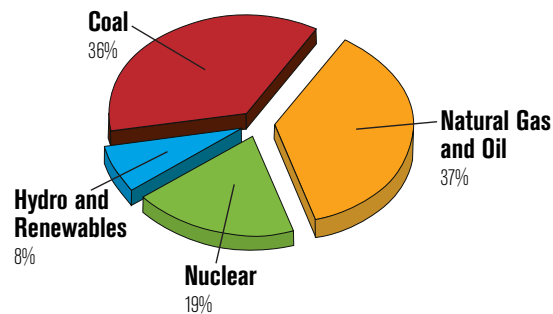
Unit 1 completed the longest run in the unit's history, operating continuously for 194 days, while Unit 2 and Unit 3 set top 10 runs.

- PPL Montana's 11 hydroelectric plants broke a 21-year record in July 2009. The plants on the West Rosebud Creek and the Missouri, Madison, Clark Fork and Flathead rivers set highest hourly production records of 585 megawatts on July 1 and 2, breaking the previous mark that stood since 1988. The 585-megawatt record is also significant because it's close to the maximum output of 602 megawatts that can be achieved by the hydro plants.

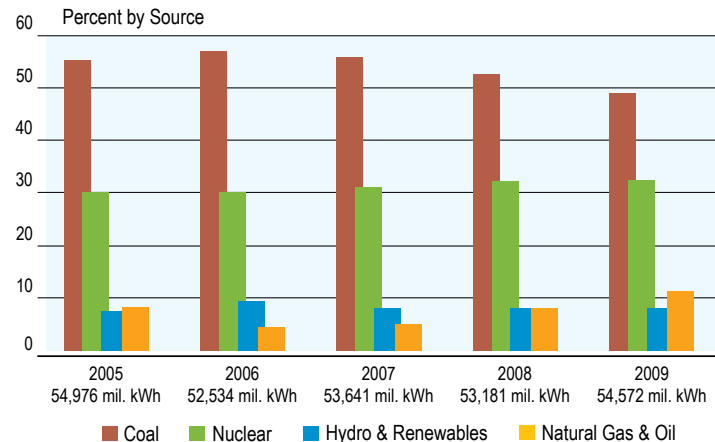
Generation Capacity in MW by State	2009
Pennsylvania	9,583
Montana	1,286
Illinois	585
Connecticut	244
Maine	12
New Jersey	5
Vermont	3
New Hampshire	1

As of Dec. 31, 2009

**PPL Generation Capacity by Fuel Source, 2009**



**PPL Total Generation Fuel Source Trends**



## Confidence in nuclear operations

The Nuclear Regulatory Commission approved a 20-year extension of the operating licenses for both reactors at PPL's Susquehanna nuclear power plant in Luzerne County, Pa.

The license for Unit 1 has been extended to 2042; the license for Unit 2 has been extended to 2044. After three years of intensive review, the NRC concluded that no safety or environmental concerns would prevent license renewal and that PPL had effectively demonstrated the ability to manage the effects of aging on plant equipment and systems.

PPL invested \$18.2 million in the license renewal, which is an economical way to ensure the continued safe and reliable supply of electricity that does not emit carbon dioxide.

In addition, PPL continues to pursue a combined operating license for Bell Bend, a potential new nuclear power plant adjacent to the Susquehanna plant. PPL filed a combined license application with the U.S. Nuclear Regulatory Commission in October 2008. A decision by the NRC

is expected in 2013. A decision by PPL on whether to proceed with construction of the Bell Bend project is still several years in the future and will depend on several factors, including a detailed economic evaluation and the issuance of a license by the NRC.

To increase the generating capacity of the plant, operators at the Susquehanna nuclear power plant are modifying plant systems. The modifications will increase the generating capacity of the plant by about 159 megawatts, which is enough electricity to supply about 160,000 additional homes. The first three phases of the project were completed in 2008, 2009 and 2010. The final phase is expected to be completed in 2011.

The Susquehanna plant serves as an integral part of the community, providing, among other things, educational opportunities. In 2009, the plant welcomed 3,010 visitors for tours and conducted 54 energy education programs for school and community groups.



## Harnessing the power of renewable energy

On a dreary day in November 2009, PPL Renewable Energy was celebrating the sun as it broke ground on a solar energy system that would help Crayola make 1 billion crayons annually with power from the sun.

The Crayola solar energy project is just one in a growing renewable energy portfolio and a colorful example of how PPL Generation is going green with increased investments in non-carbon generation.

Since 2000, PPL has developed, built and operated renewable energy projects that total nearly 40 megawatts of generation — enough to power 30,000 homes. These include solar, methane gas-to-energy,

fuel cell and cogeneration renewable energy facilities.

In addition, PPL is expanding the generating capacity of two existing run-of-river hydroelectric electric facilities: Holtwood in Pennsylvania and Rainbow in Montana. Combined, these projects represent 153 megawatts of additional generating capacity, and an investment of more than \$600 million.

PPL also has made a 20-year commitment to buy the electricity generated at two wind farms in Pennsylvania and has agreed to buy half of the renewable energy credits produced by a new wind farm in West Virginia. The three projects total 132 megawatts of renewable energy.



### Renewable energy projects operating or under construction as of Dec. 31, 2009:

#### Biogas

Greater Lebanon Refuse Authority	Landfill Lebanon, Pa.	3.2 megawatts
Frey Farm Landfill	Manor Twp., Pa.	3.2 megawatts
Pennsauken Landfill	Pennsauken, N.J.	2.8 megawatts
Northern Tier Landfill	Burlington, Pa.	1.6 megawatts
Cumberland County Improvement Authority Landfill	Deerfield Twp., N.J.	4.8 megawatts
Cumberland County Landfill	Shippensburg, Pa.	6.4 megawatts
Moretown Landfill	Moretown, Vt.	3.2 megawatts
Colebrook Landfill	Colebrook, NH	0.8 megawatts
Chrin Landfill	Easton, Pa.	3.2 megawatts

#### Solar

Crayola**	Forks Twp., Pa.	1.9 megawatts
Merck	Summit, N.J.	1.7 megawatts
ReCAP	Princeton, N.J.	0.4 megawatts
Philadelphia Eagles NovaCare Complex*	Philadelphia, Pa.	10 kilowatts
Macy's	Jersey City, N.J.	0.4 megawatts
Macy's	Mays Landing, N.J.	0.4 megawatts
Pennsauken Renewable Energy Park	Pennsauken, N.J.	2.1 megawatts
Aluminum Shapes	Pennsauken, N.J.	0.5 megawatts

#### Wind

Bear Creek Wind Farm*	Wilkes-Barre, Pa.	24 megawatts
Locust Ridge Wind Farm*	Mahanoy City, Pa.	26 megawatts
NedPower Mount Storm Wind Farm*	Grant County, W.Va.	82 megawatts

#### Cogeneration

The Hill at Whitemarsh	Lafayette Hill, Pa.	1.6 megawatts
United Water	Haworth, N.J.	8.0 megawatts
Pepperidge Farm	Bloomfield, Conn.	0.2 megawatts

\* Projects not owned by PPL, but long-term contracts in place.

\*\* Partially owned by PPL.

## Safety first, always

At PPL, the safety of employees and the public is one of our core corporate values. Our objective is simple – zero accidents, zero impact on the public.

We're getting as close to meeting that objective as we ever have. In 2009, we posted an OSHA incidence rate of 1.65, based on a formula that compares employee injuries and illnesses with total hours worked. That represents one of the best safety performances in PPL's history, and an improvement over 2008's already low incidence rate of 1.71.

But our safety focus is on looking forward, not backward. Protecting employees and the public from hazards such as high voltages, high-pressure steam, aerial work and radioactive materials requires constant vigilance and attention. We have clear work rules, practices and procedures in place; expectations that are reinforced regularly

with all employees; and training that develops and reinforces safe work habits.

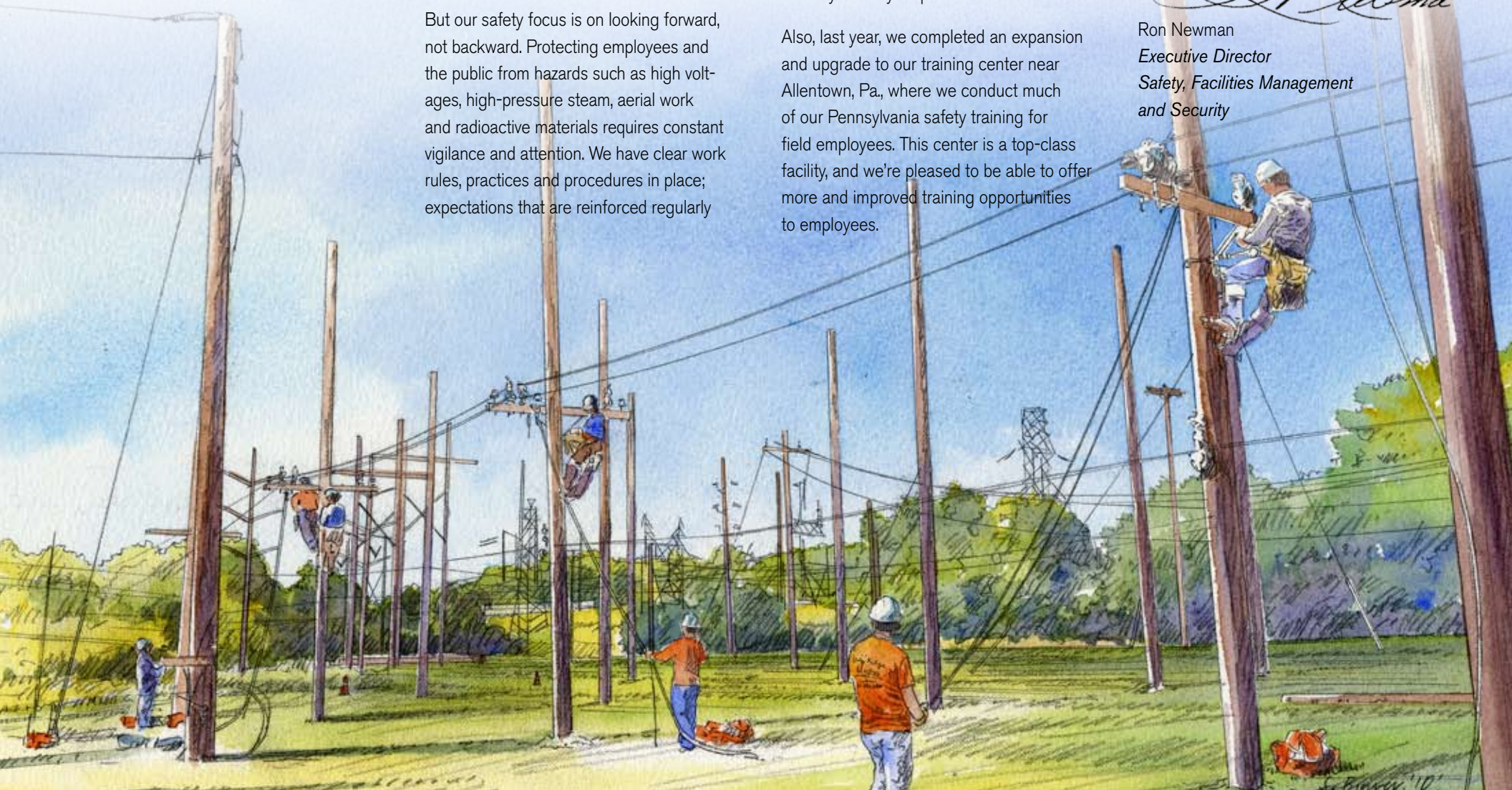
We continue to monitor leading safety indicators that help us identify possible hazards before they develop into serious risks. And we are promoting the wider use of human performance tools, which reduce the risk of incidents and injuries by requiring employees to analyze every step of their work.

Also, last year, we completed an expansion and upgrade to our training center near Allentown, Pa., where we conduct much of our Pennsylvania safety training for field employees. This center is a top-class facility, and we're pleased to be able to offer more and improved training opportunities to employees.

It's my job to make sure that every employee at every facility leaves work safe and healthy at the end of every day. I take that responsibility seriously, and so does everyone in my organization. Working together, we can reach our goal of a workplace with no incidents or injuries.



Ron Newman  
*Executive Director  
Safety, Facilities Management  
and Security*



## Energy trade group presents PPL with safety honors



PPL's strong safety performance earned the company two awards from the Energy Association of Pennsylvania trade group in 2009.

PPL was the only company to win more than one award in 2009. PPL was honored with a Safety Achievement Award, which is presented to companies with exceptionally low incidence rates over 100,000 hours or more of work. The company also received a Motor Vehicle Fleet Safety Improvement Award, recognizing a significant reduction in motor vehicle accidents in 2008 compared with 2007.

The association represents the interests of the state's regulated electric and natural gas energy distribution companies. However, the awards recognize PPL's companywide safety results, not just the performance of PPL Electric Utilities.

The last time PPL received safety recognition from the association was in 2007, when the company received an award honoring a sharp year-over-year decline in safety incidents.

SAFETY	2009
<b>Total hours worked</b>	
• PPL	12,244,812
• Mechanical contracting companies	3,971,113
• U.K.	3,794,868
<b>Workdays per year</b>	
• PPL	252
• Mechanical contracting companies	252
• U.K.	222
<b>Injury rate (per 1,000 employees)</b>	
• PPL	1.65
• Mechanical contracting companies	2.67
• U.K. (accidents reportable to the U.K. HSE)	2.16
<b>Work related fatalities</b>	
• PPL	0
• Mechanical contracting companies	0
• U.K.	0

## PPL recognized by National Safety Council

Jim Miller, chairman, president and chief executive officer, is one of 10 American CEOs who were recognized for their dedication to safety and health programs.

Miller is included on the National Safety Council's annual list of CEOs Who "Get It." The list recognizes corporate leaders from all industries who understand the importance of engaging employees in a strong, effective safety program.

During Miller's tenure as CEO, PPL has changed its safety program to focus on leading indicators – items that help predict safety issues before they develop into serious problems. The company has also adopted a software system that streamlines the process of reporting, reviewing and responding to safety events.

PPL continuously reinforces its commitment to the Occupational Safety and Health Administration's Voluntary Protection Program, which recognizes work sites whose safety policies and procedures exceed federal requirements. More than a dozen PPL work locations have earned VPP Star certification, and some have been recertified more than once. VPP work sites have significantly lower injury rates than facilities not involved in the program.

In recent years, PPL has posted some of the lowest OSHA-recordable incidence rates in its history, a sign that its emphasis on safety is paying dividends.

**“ PPL has consistently demonstrated an outstanding commitment to workplace safety. Over the years, our contractors have worked on numerous PPL projects that were completed with zero injuries – a true sign that PPL leadership goes the extra mile in creating a safe and healthy workplace. ”**

- Steve Lindauer, CEO, The Association of Union Constructors (TAUC) and Impartial Secretary/CEO, National Maintenance Agreements Policy Committee, Inc. (NMAPC)

## 1 million injury-free work hours

More than 1 million work hours without a recordable injury is a feat worth recognizing. And in November 2009, PPL and one of its mechanical services and contracting companies got their due for that flawless performance.

PPL, McCarl's Inc. and the Central Pennsylvania Building Trades Council jointly received a Gold Star Zero Injury Safety Award at a ceremony in Washington, D.C. The award honors each party's contribution to more than 1 million injury-free hours worked at PPL's Brunner Island power plant over the past few years.

PPL relies on its mechanical services subsidiaries for a variety of work at its power plants.

McCarl's also received two Certificates of Merit related to its work at an American Electric Power plant in Ohio and a Reliant Energy plant in Pennsylvania. Those awards recognize 50,000 to 200,000 hours worked without injury.

The Zero Injury Safety Awards, given by the National Maintenance Agreements Policy Committee, honor companies, union contractors and craft personnel who work together to forge strong safety cultures resulting in injury-free work sites.

The Gold Star given to the contractors at Brunner Island is the highest possible award in the Zero Injury Safety Awards program.



## WPD focuses on safety and training

At Western Power Distribution, PPL's electricity distribution subsidiary in the United Kingdom, the combined safety and training team is overseen by a lead manager who is an integral part of the network operations management team.

### Safety

After the company set a record in 2008 for the lowest number of accidents in its history, numbers rose slightly in 2009. WPD finished the year in line with the 2007 level of 49. The number of more serious lost-time accidents fell from four to three.

During the year, the company launched a new initiative to promote the use of eye protection at home, as well as at work.

As part of European Health and Safety Week, all staff received a presentation from WPD's safety and training manager called "Think Cheese." The presentation demonstrated how safety risks should always be managed by using multiple layers of risk control – the "slices of cheese."

In April 2009, WPD hosted the U.K. Energy Networks' National Safety, Health and Environment Conference in Bath. This prestigious event was attended by more than 200 managers and union safety

representatives from the U.K. power industry, as well as many senior representatives from government and the U.K. health and safety executive. The keynote speech was delivered by Robert Symons, chief executive of WPD, who emphasized the importance of clear, firm and focused safety leadership.

WPD also has been working with the U.K.'s health and safety executive to rewrite and update national guidance on the dangers of overhead lines and how to avoid them.

### Training

During 2009, 28 new apprentices joined WPD for their 16-week induction period. Also during the year, 40 apprentices completed their studies and became qualified craftsmen – a record number of finishers for the second year running.

In addition to these apprentices, 108 new overhead line trainees joined WPD in continuation of plans to address work requirements under new U.K. legislation and the U.K. regulator's distribution price control review for 2010 through 2015. A new satellite facility has been established to accommodate the training of these employees.



WPD continues to provide training to other U.K. electricity distribution companies such as E.ON, EDF and Scottish Power, as well as other external organizations such as the U.K.'s health and safety executive, Bermuda Light Electric Company, British Antarctic Survey, Jersey Electricity and the Manx Electricity Authority.

## A commitment to environmental responsibility

PPL's dedication to sound environmental business practices and personal responsibility shows in the day-to-day actions of more than 10,000 PPL employees, and the financial investments PPL has continued to make in clean energy and environmental controls despite the economic impact of the global recession.

The people of PPL face constant challenges in meeting the company's commitment to environmental responsibility. The challenges include deciphering complex new regulations, complying with existing laws and responding to unknowns that arise during day-to-day operations. PPL meets these challenges by keeping its environmental focus forward.

The forward thinking of PPL employees is evident in the senior environmental scientist who developed a system to locate endangered species or potential archeological sites where the company is considering locating facilities. It can be seen in the innovations that have reduced water usage at the Colstrip power plant in Montana and cost effectively controlled algae at the Brunner Island power plant in Pennsylvania. It's clear in the approach Western Power Distribution has taken in its plans to reduce the environmental impact of its buildings and offices in the UK.

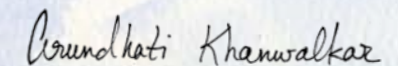
At a corporate level, PPL has invested hundreds of millions of dollars to expand existing hydroelectric facilities in Pennsylvania and Montana, develop renewable energy projects that harness the energy of the sun and the wind, and install environmental controls at our fossil-fueled power plants that reduce our environmental impact.

The challenges ahead are far greater than any we have faced to date. Realistic solutions must be developed to address coal-fired power plant emissions, coal combustion product disposal and reuse, consumptive water use, wastewater discharges, siting of power lines, and — ultimately — restrictions on carbon dioxide emissions.


These are just a few examples of how PPL's Environmental Management Department is focused on the future and committed to ensuring that we continue to provide

the electricity that is vital to maintaining our way of life in a way that takes the environment into account.

Continued environmental performance improvement through the incorporation of an environmental management system, robust compliance monitoring program, well-reasoned strategies, integrating with expanded human performance tools and monitoring leading indicators will position PPL to remain a company that produces and delivers electricity in environmentally responsible ways to power the economy, create jobs and improve the quality of life.



Arundhati Khanwalkar  
*Senior Director  
Environmental Management*





## PPL's Environmental Policy

PPL's Environmental Policy places a significant emphasis on personal responsibility and the important role every employee plays in helping the company conduct its business in an environmentally responsible manner.

### PERSONAL RESPONSIBILITY

Living up to our environmental policy is every employee's responsibility.

### COMPLIANCE

We will meet or exceed all applicable environmental laws, regulations and the voluntary standards we have adopted. We move promptly to address environmental compliance issues whenever they are identified.

### CONTINUAL IMPROVEMENT

We monitor and assess our environmental performance and risks to set measurable targets that result in continual improvement.

### INNOVATION

We take creative and proactive approaches in carrying out our environmental policy.

### STEWARDSHIP

Our corporate culture promotes conservation of natural resources, pollution reduction and protection of the environment.

### RESOURCE COMMITMENT

We provide the human and financial resources necessary to carry out our environmental policy.

### COMMUNICATION

We openly communicate our environmental values, actions, performance and policy, and listen to the concerns of our stakeholders. We provide environmental education opportunities to our employees, customers and the public.

## Focused on the future

PPL's Environmental Management Department is keeping focused on the future through its core services of compliance support, environmental auditing and environmental strategy.

The compliance support function provides centralized reporting to regulatory agencies, assistance on permitting issues, response to environmental incidents, and development of compliance strategies.

PPL's forward-looking focus develops strategies for complying with evolving regulations and ensuring continuous compliance with existing regulations. PPL is adopting a "SMART from the START" approach in which environmental considerations are taken into account right from the siting and planning stages of projects.

PPL is continuing to enhance its robust environmental management systems, a key component of which is a software tool called the Environmental Compliance Management System. It assists EMD with breaking out permit and regulatory obligations into specific tasks, reminds employees when tasks are due, and provides data management and reporting capabilities.

PPL's environmental auditing program is also taking a forward-looking approach to auditing environmental systems and processes. Under this approach, PPL performs assessments of its business lines to identify all the process touch points that may involve the environment and make sure that any deficiencies or gaps are addressed before an environmental incident occurs. Implementing an approach using leading indicators, PPL's business lines are setting goals based on performing such assessments and taking corrective measures.

PPL's forward-looking approach is most evident in its participation in the development of long-term environmental strategies that help position the company to successfully navigate the future environmental challenges it faces.

Supporting this overall effort, EMD has an experienced and knowledgeable staff of experts who take the lead in monitoring specific environmental issues. The role of the environmental subject lead is to monitor regulatory changes and solicit input from PPL's business lines on how the proposed changes may affect their operations. EMD also has a consulting role in helping business lines develop implementation plans to meet those requirements.



*Focusing on the future, a strategy that fully assesses and properly integrates environmental risks and opportunities, is paramount for PPL's long-term success.*

## Minimizing environmental impacts

PPL understands the importance of a diverse mix of energy sources. Our investments in renewable energy projects and nuclear technology are only part of the equation.

Because more than 50 percent of PPL's generation comes from coal-fired power plants, we make every effort to ensure

those power plants operate in an environmentally responsible manner. To that end, we recently completed a \$1.5 billion investment in environmental improvements at our two coal-fired power plants in Pennsylvania.

A major portion of that investment was for scrubbers installed at the Montour

and Brunner Island power plants. The scrubbers remove a large portion of the sulfur dioxide from plant emissions, and reduce mercury emissions as a co-benefit. The scrubbers work by spraying a mixture of crushed limestone and water onto the exhaust gas before it goes out the plant's chimney. The scrubbers remove about 100,000 tons of sulfur dioxide per year from emissions at each plant. Advanced water treatment facilities built at both plants as part of the scrubber project ensure that wastewater discharges are within permitted limits.

The Brunner Island power plant also has new cooling towers, which began operation in early 2010. They are among the largest forced-draft cooling towers in the world and help the plant protect aquatic life by reducing the temperature of water discharges to the Susquehanna River. The cooling towers will ensure the plant minimizes its impact on the environment by reducing the temperature of the water discharged into the Susquehanna River from spring through fall, when it can have the most benefit for aquatic life.

In Montana, PPL and the other owners of the Colstrip power plant have invested more than \$60 million in upgrades to wastewater ponds. Colstrip is designed and permitted to reuse wastewater and stormwater in plant processes, and uses

large ponds to collect that water. The upgrades include installation of synthetic liners and implementation of a new pasting process that solidifies coal ash/scrubber sludge to help prevent future seepage from the ponds. PPL Montana has agreed to enter into an administrative order on consent with the Montana Department of Environmental Quality to investigate and remediate groundwater seepage from the wastewater ponds at Colstrip.

PENALTIES YEAR	AMOUNT
2009	\$98,678
2008	\$1,593,940*
2007	\$612,900
2006	\$282,100
2005	\$12,000
2004	\$0

As of Dec. 31, 2009

\* Nearly all of the penalty amount for 2008 is attributed to a \$1.5 million settlement with the Pennsylvania Department of Environmental Protection regarding a sudden release of water and fly ash from a basin in August 2005 at PPL's Martins Creek power plant in Lower Mount Bethel Township, Pa. The settlement was part of a resolution reached between PPL and the DEP that included successful remediation of the land around the basin, a dry creek bed and the Delaware River; conducting ongoing monitoring and sampling of the river water; and improving the fly ash containment structures at the power plant.

## Climate change policy

Climate change is a global issue, most effectively addressed at the broadest level. PPL believes federal legislation is the appropriate way to address greenhouse gas emissions to avoid a patchwork of potentially conflicting state and regional programs.

Because no technology is commercially available today to capture carbon dioxide emissions from existing power plants, and because half of the United States' electricity supply is generated using coal, climate change policy should seek to slow, then reverse, greenhouse gas emissions under realistic targets and timetables that minimize the impact on consumer electricity prices and the economy.

An essential element in climate change policy is a mechanism that establishes a price for carbon dioxide emissions.

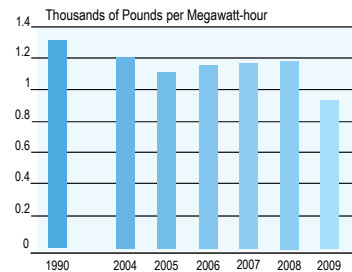
PPL generates 40 percent of its electricity from non-carbon sources, and is increasing the generating capacity of existing non-carbon sources including the Susquehanna nuclear power plant, and the Holtwood and Rainbow hydroelectric plants.

## Emissions data

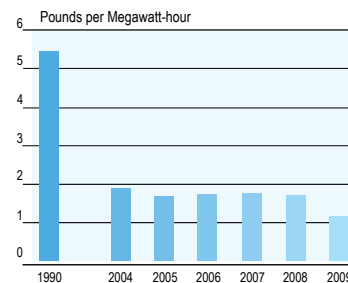
The charts below that show total emissions per megawatt-hour better reflect the day-to-day differences inherent in energy production such as decreases and increases in generation based on market demand as well as planned and unplanned outages that would decrease the amount of power and emissions generated.

PPL submits data throughout the year to the U.S. Environmental Protection Agency, which makes data available at [www.epa.gov](http://www.epa.gov).

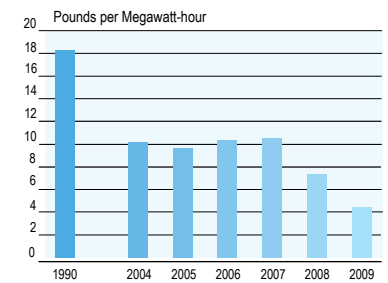
**Carbon Dioxide Emission Rate**



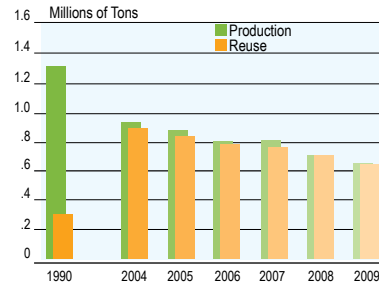
**Nitrogen Oxides Emission Rate**



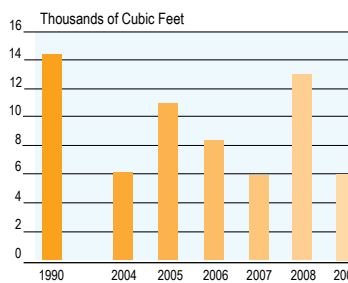
**Sulfur Dioxide Emission Rate**



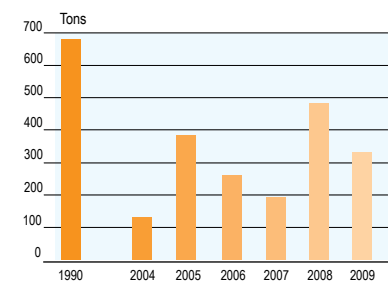
**Pennsylvania Owned and Operated Coal Ash Beneficial Reuse**



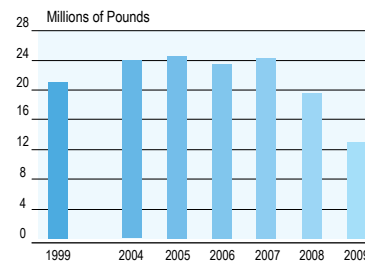
**Low-Level Radioactive Waste Disposal**



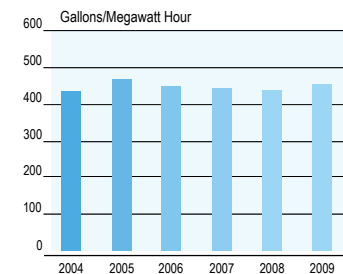
**Hazardous Waste**



**TRI Release Quantity**



**Pennsylvania Power Generation Water Use**



## Wetlands restoration project earns presidential recognition

PPL Montana's involvement in the restoration of a peaceful wetlands received recognition from President Barack Obama.

During respective visits to Big Sky Country, President Obama and Interior Secretary Ken Salazar heard firsthand how many diverse people and organizations have come together to restore an expansive spring-fed wetland complex on traditional ranch lands near Ennis.

Since 2004, PPL Montana has been working alongside landowners, government agencies, conservation groups and private industry to restore the O'Dell Creek wetlands in the Madison River Valley.

Led by Jeff Laszlo, the ongoing project is being accomplished under PPL Montana's Federal Energy Regulatory Commission license for its Madison-Missouri river dams, and involves a public-private partnership to restore river and wetland habitats, and protect and enhance fisheries and wildlife with willing landowners on private lands.

The cooperative restoration effort began in 2003. Since then, more than 500 acres of wetlands and six miles of riparian areas and watershed lands have been restored in the Madison River Valley, home to many wildlife species, migratory waterfowl and wild trout.



“ I've worked with employees of PPL Montana for many years, and it's been a privilege to work with people who truly care about Montana's rivers, trails and natural resources. PPL Montana has helped us develop many recreational sites along the Missouri River. They've been a great partner. You can count on this company to do the right thing. ”

- Matt Marcinek, Regional Parks Manager,  
Region 4, Montana Fish, Wildlife & Parks

## Preserving our natural resources

Another element of PPL's environmental stewardship involves preserving nature and resources. The company maintains nearly 24,000 acres of company-owned land in environmental preserves in Pennsylvania. Each of the preserves is located near one of the company's power plants and is proof that industry and nature can coexist.



For instance, PPL often works with local partners. For instance, PPL is planning to transfer ownership of about 2,000 acres of land and conserve about 1,500 acres in Lancaster and York counties near its Holtwood hydroelectric plant in a broad public-private initiative that will preserve and protect this valuable land while enhancing its benefits to the public.

PPL's preserves are dedicated to conserving land for wildlife habitat and recreation. Each year, they're visited by more than half a million people. The preserves also provide educational programs throughout the year. In 2009, more than 15,000 people attended programs at PPL's preserves in Pennsylvania to learn about energy issues, local history and how to enjoy and protect the region's wildlife and environment.

As part of the company's effort to conserve land for the benefit of the commu-

## Supporting wildlife restoration

PPL works to help threatened and endangered species such as eagles, ospreys and falcons soar.

Ospreys can be found in several PPL preserves. A nesting tower built by PPL next to the Lake Wallenpaupack Dam has been home to nesting ospreys for about 12 years.

At Holtwood, preserve visitors can view a bald eagle nest that sits atop an electric transmission tower. The pair that uses the nest each year have raised more than 16 new eagles in the lower Susquehanna River Valley. In fact, the Holtwood preserve



is home to four of the state's 175 known nesting sites.

In addition to the eagles and ospreys, PPL facilities are home to four known peregrine falcon nesting sites in Pennsylvania. PPL employees have been working with Pennsylvania Game Commission officials since the mid-to-late 1990s to build nesting boxes and release falcons from PPL sites in an effort to boost the state's peregrine falcon population. In 2009, the nests at PPL facilities throughout the state raised seven young falcons.

PPL is also supporting the reintroduction of wild pheasant populations in Pennsylvania. Through a partnership with Pheasants Forever's Central Susquehanna Chapter, the Mellon Foundation and the Pennsylvania Game Commission, PPL will help restore and track ring-necked pheasants brought to the area from the Dakotas. The restoration effort is focused in the fields in Montour, Northumberland and Columbia counties, including fields around PPL's Montour power plant in Washingtonville, Pa.

## Building a strong foundation of energy efficiency

Western Power Distribution, PPL's electricity distribution company in the United Kingdom, operates 38 facilities throughout southwest England and south Wales.

Because many of the facilities were built in the 1960s and 70s, they are considered inefficient by today's standards. Through a forward-thinking program that demonstrates a commitment to incorporating good citizenship and environmental responsibility in its everyday business practices, WPD is working to become more ecologically friendly and reduce its carbon footprint.

WPD seeks to reduce as much as possible the environmental impact of any new facility it builds. To accomplish that, WPD takes into account energy use, water use, biodiversity impact and community involvement through every step of the process – from design and procurement to construction and operation. WPD also seeks to reduce the financial overhead and operating costs of the facility and improve the welfare of the employees working at the site.

This all-inclusive approach – accounting for environmental, financial and social impact – has been used successfully in the construction of three new service facilities with environmentally friendly and energy-saving features, such as a heating system run by a biomass boiler fueled by wood pellets and the use of solar panels and energy-saving devices.

WPD's new facilities have been recognized under the U.K. Building Research Establishment Environmental Assessment Method as being "excellent" in terms of procurement, design and construction.



## Powering strong communities

Throughout our 90-year history, PPL has been a vital member of the communities we serve. Dedication to the community is integral to our business philosophy and is carried out every day by our employees.

Not only do we regularly make corporate contributions to organizations that improve the quality of life in the communities we serve, but our employees share their time and talent as volunteers with countless community organizations. In 2009, PPL employees and retirees donated \$2 million to the United Way. As a corporation, PPL contributed more than \$4.6 million to community organizations to improve education, the environment and economic development.

We understand that the success of our company depends on the strength of the cities and towns where we operate,


whether it's Shamokin, Pa., Billings, Mont., Louisville, Ky., or Cardiff, Wales. To that end, PPL provides significant assistance to facilitate the marketing and training initiatives of local economic development groups.

PPL also works to build and maintain constructive relationships with key policy-makers on a state and federal level. Doing so ensures we understand the laws and policies that could affect our business, our customers and our community.


As part of our community outreach efforts, PPL also works to preserve the natural areas surrounding a number of our generation facilities. These environmental

preserves provide recreational and educational opportunities to our neighbors.

The people of PPL go above and beyond the traditional boundaries of corporate community service and involvement. We conduct our business in a manner that is sensitive to the environment and benefits the communities where we live and work. Not only is the right thing to do, but it's also the only way we know how to operate.



Joanne H. Raphael  
Vice President  
External Affairs



## Commitment to the community

PPL offers substantial help to the marketing efforts of local economic development groups through Blue Ribbon Partnership Marketing grants. We also work with our community partners to enhance the professionalism of their staff by funding economic development training, including training for individuals who want to become certified economic development professionals.

PPL contributes to the quality of life in communities where we do business. Our philanthropy efforts direct corporate resources



to programs that improve our communities and make business sense.

PPL employees and retirees come through again and again for their communities.

In 2009, PPL employees and retirees set another record for donations in the United Way campaign.

The “Change a Life, Change a Community” campaign raised \$2.026 million in employee and retiree donations. Coupled with the company’s matching contributions, PPL raised a total of \$2,774,349 for the United Way in 2009.



### COMMUNITY CONTRIBUTIONS

2009

Health and human services	\$2,038,927
Education (includes \$1 million of education tax credit contributions)	\$1,583,450
Culture and the arts	\$230,400
Civic (includes environment and ecology)	\$587,650
Matching gifts (donations to match employee contributions)	\$237,932
<b>Total:</b>	<b>\$4,678,359</b>

As of Dec. 31, 2009

“ Although the difficult economic climate is affecting everyone, PPL employees and retirees stepped up and surpassed their giving of last year – truly amazing support. The generosity at all levels of the PPL organization has been inspiring. ”

- Susan Gilmore, president of the United Way of the Greater Lehigh Valley

## A focus on education

Today, with all the energy choices and options facing us, it is more important than ever that students and teachers are accurately informed about energy needs, energy realities, energy alternatives, energy conservation and energy-producing industries. Of critical importance to PPL is reaching educators to provide them with the knowledge, resources and confidence to address critical energy issues.

PPL's resources for educators include:

- Teaching Environmental Awareness workshops held at the company's environmental preserves in central eastern Pennsylvania. The high-quality instructional materials, presented by nationally known and well-respected professionals, have attracted educators from Pennsylvania, New York and New Jersey in previous years. In 2009, 350 teachers attended 17 PPL workshops.
- Electrical Safety World is a website that teachers and parents can use to teach children in Grades 3-7 the important safety skills they need to make good choices around electricity. It is available at [ppllectric.com/safety](http://ppllectric.com/safety).

- The Project Earth Environmental Education Grants program directs focus toward renewable energy projects and energy conservation projects to encourage action in schools near PPL facilities. Through these competitive grants, teachers can receive \$500 to \$5,000 in funding for school projects that focus on energy issues like renewable energy demonstrations, energy conservation and the greening of schools. Since 2003, PPL has donated \$168,632 to 102 schools. In 2009, \$33,036 grants were awarded to 13 schools.
- PPL often works hand-in-hand with educators to develop and disseminate curricula about energy conservation, electrical safety and the environment.

More than 11,000 schoolchildren in 100 schools in PPL Electric Utilities' service territory were reached in 2009 through Take Action with E-power, a program that teaches students about electricity and energy efficiency. Take Action is directed at students in Grades 5-7. A new program, Bright Kids, was started in 2010, and is aimed at students in Grades 2-3.



“ We think it's vital to the future of our planet that children are educated not only in energy efficiency but also how to use energy-saving products. ”

- Parent of student participating in Think! Energy program presented by PPL Electric Utilities' E-power team.

## The power to make a difference

PPL Electric Utilities marked the final year of a 12-year transition to competitive electricity markets in 2009. During that period, a rate cap artificially kept generation prices at 1990s levels. When the rate cap expired Dec. 31, 2009, electricity prices rose to reflect the higher cost to generate electricity today.

For more than three years, the company shared information with customers about what to expect in 2010. To help them prepare for the change, it delivered options that would allow them to adjust gradually to higher prices. The company provided new tools and better information to help customers use energy wisely. It increased funding for customer assistance programs. And as new generation options emerged from competitive suppliers, the company promoted electric choice and encouraged customers to shop for electricity supply.

With the transition to competitive markets now complete for PPL Electric Utilities' territory, customers have embraced shopping for electricity supply like they shop for telephone or cable service. Nearly 500,000 customers have taken greater control over their electric bills by choosing alternative suppliers. More than two-thirds of the electricity delivered to customers

by PPL Electric Utilities comes from alternative suppliers. Of the power purchased on behalf of our customers, there's an increasing amount (8 percent) of alternative energy – solar, wind, hydro and methane gas – in compliance with Pennsylvania's Alternative Energy Portfolio Standard. The amount of alternative energy delivered to consumers in Pennsylvania is expected to grow to at least 18 percent of total electric consumption within 10 years. In addition, customers are taking advantage of a host of new programs to help them improve energy efficiency.

The company remains committed to anticipating, understanding and meeting customers' needs. Part of that commitment includes beneficial, energy-saving initiatives offered by PPL Electric Utilities through its E-power program. Through E-power, PPL Electric Utilities offers programs, incentives and rebates that can help customers save hundreds, perhaps even thousands of dollars, on their energy bills over time.



Connect Newsletter | Privacy Policy | Search | Survey | Terms & Conditions | © 2010 PPL Corporation. All Rights Reserved.

CUSTOMER ASSISTANCE	2009	2008
<b>OnTrack</b> A special payment plan that offers reduced monthly payments, protection from shutoffs and debt forgiveness	\$28 million	\$27 million
<b>WRAP</b> Helps customers living on low or fixed incomes reduce their electric bills and make their homes more comfortable through energy education, energy-efficient appliances and home weatherization services such as insulation and caulking.	\$8.5 million	\$8.5 million
<b>Operation HELP</b> Provides emergency financial aid to pay heating bills for families with financial hardships.	\$1.5 million	\$1.4 million
<b>Total:</b>	<b>\$38 million</b>	<b>\$36.9 million</b>

As of Dec. 31, 2009

## Ensuring safe, reliable electricity

Safe, reliable, affordable electricity is essential to our economy and to our way of life. For that reason, we're embarking on planned investments over the next 10 years of more than \$2 billion to improve and upgrade PPL Electric Utilities' transmission infrastructure.

About \$290 million was spent on transmission and distribution improvements in 2009, a figure projected to grow to \$400 million in 2010 and even more in 2011. Projects include new power lines and substations, as well as upgrading aging lines and related equipment in all areas of the company's service territory.

Major projects include the company's proposed 500-kilovolt Susquehanna-Roseland power line in Pennsylvania and its Asset Optimization Strategy to address aging infrastructure systemwide. The program outlines the steps the company must take proactively to replace deteriorating equipment and help to ensure ongoing, reliable electric system performance. It also strives to enhance maintenance practices to preserve the availability and reliability of the company's transmission and distribution assets.

PPL operates and maintains nearly 400 electric substations on its system — these are the hubs of local power delivery. A multiyear program by PPL Electric Utilities plans to replace more than

200 aging circuit breakers at switchyards and larger regional substations. This initiative represents \$91 million in new investment over the next five years on equipment upgrades at 69-, 138-, 230- and 500-kilovolt substations.

The Pennsylvania Public Utility Commission approved the Susquehanna-Roseland power line, a project to strengthen the regional electric grid and prevent overloads on other major power lines. The project is pending National Park Service approval. These projects will ensure that electricity users continue to have power when they need it most — the hottest summer days and the coldest winter nights.

Upgrading infrastructure also gives us an opportunity to set the stage for a smarter, more reliable and more efficient power grid that can respond quickly to problems, inform customers of changes in power supply prices and seamlessly accommodate the intermittent flow of power from an increasing number of wind farms and solar panels.

In October 2009, PPL Electric Utilities received a \$19 million federal grant for a smart grid project that will help the company improve electric service reliability for more than 60,000 customers in suburban Harrisburg and benefit customers across the system as well.



<b>CUSTOMER COMPLIANCE</b>	<b>2009</b>	<b>2008</b>	<b>2007</b>	<b>2006</b>	<b>2005</b>
Complaint rate	0.45	0.46	0.44	0.44	0.58
Justified complaint rate	0.04	0.06	0.04	0.06	0.58
Infraction rate	0.02	0.02	0.02	0.02	0.58
Residential termination rate	14.92	3.23*	22.1	17.87	15.15

\* For 2008, the Pennsylvania Public Utility Commission changed the way it calculates the termination rate. Previously, the PUC calculated this rate per 1,000 customers. In 2008, the calculation was based on the number of total customers. This is the reason the termination rate changed from 22.1 percent in 2007 to 3.23 percent in 2008. In 2009, the PUC once again calculated this rate per 1,000 customers.

## Preparing tomorrow's workforce

Throughout its 90-year history, PPL's employees have helped build a foundation for the company's future success.

In 2009, PPL restructured its workforce to better position the company to weather the economic crisis. PPL also continued recruiting efforts in key positions to address workforce demographic issues and to ensure we can continue to provide excellent customer service and value for shareowners.

For PPL's Human Resources and Services organization, 2009 was a year of continued opportunity and transformation. The organization placed a significant emphasis on deploying and enhancing the processes, tools, talent and technology to better serve the company.

As PPL begins developing the workforce that will lead to success now and drive future growth, Human Resources and Services is focused on four key areas:

- A strategic workforce plan that enables the company to better anticipate future staffing needs.
- Developing and deploying a leadership and management development program that places greater emphasis on employee development through formal leadership and management programs and training.
- Continuing to strengthen our relationship with colleges, universities and trade schools through a growing range of job opportunities such as co-ops and internships, events like job fairs, and education and training partnerships.
- A renewed diversity strategy that provides a framework and tactics to ensure PPL benefits from the rich mix of ideas and experiences available from a diverse workforce.



*“This really is a time of tremendous challenge and opportunity for our business. One of the biggest challenges we face is the competition for talent among other utilities, energy companies and industries. As we seek to take advantage of the opportunity to attract the best people, we are in a full-court press to retain, recruit and develop talent.”*

- Steve Russo, vice president of Human Resources and Services

EMPLOYEES	2009
Total employment worldwide	10,389
Total employment U.S.	8,024
Total employment U.K.	2,365
Turnover rate U.S. (not including mechanical contracting companies)	7.3%
Turnover rate U.K.	2.56%
Employees represented by unions (U.S.)	
– PPL	57%
– Mechanical contracting companies	73%
Employees represented by unions (U.K.)	79%
Payroll U.S.	\$1,095,712,468
Benefits to employees and retirees (U.S.)	\$193,871,165
Payroll U.K.	\$137,785,724
Benefits to employees and retirees (U.K.)	\$33,025,334

As of Dec. 31, 2009



**PPL Corporation** | Two North Ninth Street | Allentown, Pa. 18101